

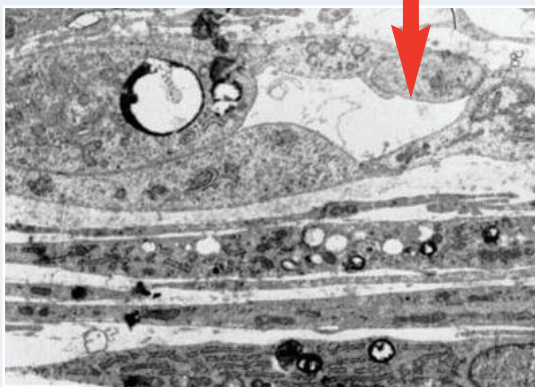
AngioKit™ 96

The First True Human Angiogenesis Model

AngioKit™ product range in 24+96 well formats: the research tool of choice for leading academic and industry experts working in the following areas:

- DRUG DISCOVERY
- STEM CELL RESEARCH
- CANCER RESEARCH
- CARDIOVASCULAR DISEASE
- WOUND HEALING
- DIABETIC RETINOPATHY
- EMBRYOGENESIS
- FEMALE REPRODUCTIVE CYCLE
- BONE FORMATION
- REGENERATIVE MEDICINE

**3D-EM IMAGE
CROSS-SECTION
SHOWING LUMEN**



ANGIOGENESIS

Angiogenesis is the multi-step process whereby new blood vessels develop. The process is crucial in numerous physiological processes, including development and wound healing, and also plays a key role in many pathological states. Developing new ways to control this process may provide new approaches in the treatment of these states.



Diseases that are currently being studied for possible treatment via control of angiogenesis include solid tumour cancers, myocardial infarction, diabetic retinopathy, rheumatoid arthritis and psoriasis.

AngioKit™

This format of the AngioKit is designed for the needs of the drug screening researcher where detailed morphological study of tubule formation is not a primary consideration. The 96-well format restricts tubule normal formation due to the small well area.

The kit takes the form of primary human cells seeded in cell culture plates that are in the earliest stages of tubule development. It therefore permits rapid assessment of potential angiogenic effectors using ELISA endpoint assays.

The kit has been designed so that control cultures that receive no treatment form a branching network of tubules in approximately 14 days. This permits testing of compounds that are either potential inhibitors or stimulators of angiogenesis. Some compounds that have been shown to inhibit or stimulate angiogenesis are shown below:

KEY BENEFITS

- Easily automated
- Consistency of batches, known variation batch to batch
- Totally human model

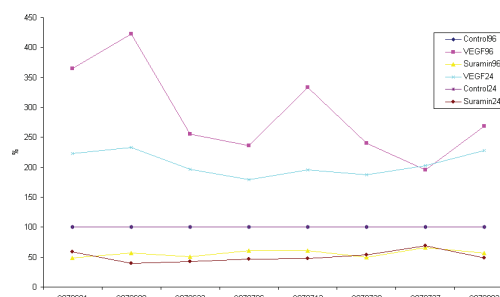
INHIBITORS

- Antibody to VEGF
- VEGF antisense oligonucleotide
- Suramin
- Curcumin
- TGF- β -1
- Matrix metalloproteinase inhibitor
- Thalidomide analogues

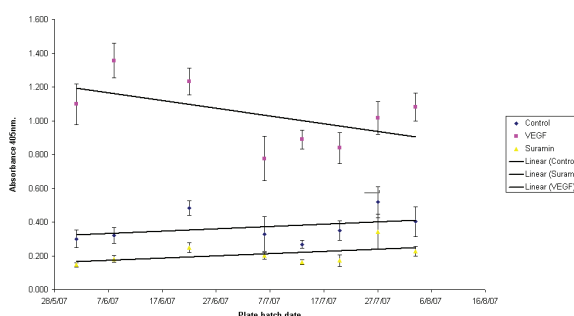
ENHANCERS

- VEGF
- Placenta derived growth factor bFGF
- Tumour cell conditioned medium (hypoxia dependant)

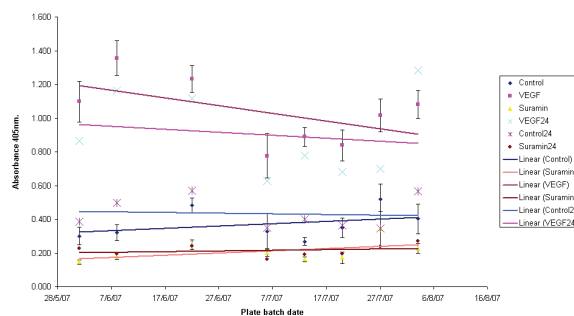
BATCH TO BATCH VARIATION FOR BOTH THE ANGIOKIT 96 AND 24 WELL FORMAT KITS



BATCH TO BATCH VARIATION FOR BOTH THE ANGIOKIT 96 AND 24 WELL FORMAT KITS



BATCH TO BATCH VARIATION FOR BOTH THE ANGIOKIT 96 AND 24 WELL FORMAT KITS



AngioKit-96 & Related Products

ZHA-2000	AngioKit in 96 well format
ZHA-2001	AngioKit-96 Evaluation Kit Contains-ZHA-2000 AngioKit ZHA-1100 ELISA Kit
ZHA-1300	Control reagent kit
ZHA-2033	3 plate automation optimization pack
ZHA-2010	10 plate package
ZHA-2020	20 plate package
ZHA-1100	CD31 ELISA kit
ZHA-1400	AngioKit Optimized Growth Medium

TCS CellWorks
Discovery in Bioscience

TCS Cellworks Ltd
Botolph Claydon
Buckinghamshire
MK18 2LR
Tel: +44 (0)1296 713 120
Fax: +44 (0)1296 713 122
Email: office@tscellworks.co.uk
www.tscellworks.co.uk